


NOVEMBER, 2023

# Crystal Lake Camera Club

Serving Crystal Lake, IL and Surrounding Communities Since 1980

[crystallakecameraclub.com](http://crystallakecameraclub.com)



*Trevi Fountain, Rome*

Monochrome by Peter Pelke, from the October Show & Tell

## EXPLORE THIS ISSUE

The Future of CLCC	<u>Pg. 2-3</u>
Photos from the October Meeting with <b>Mike Caplan</b>	<u>Pg. 3-4</u>
Images from the October 2023 <i>Show &amp; Tell</i>	<u>Pg. 5</u>
Tips & Snippets	<u>Pg. 6</u>
Let's Build a New Resource in the Newsletter	<u>Pg. 6</u>
Club Calendar, Submitting for <i>Show &amp; Tell</i> and <i>Before &amp; After</i>	<u>Pg. 7</u>
Officers, Newsletter Submissions & Support	<u>Pg. 7</u>
How To Submit for the December Competition	<u>Pg. 8</u>
Galleries, Stories and Videos and Inspiration	<u>Pg. 8</u>
Enter The Illinois House District 69 Fall Photo Challenge	<u>Pg. 8</u>
Morton Arboretum: "Of The Earth"	<u>Pg. 9</u>

## The Future of CLCC

### Notes and News from October 10, 2023

*Submitted by Kim Walkup, CLCC Secretary*

We had a great turnout of 25 people come out to hear our invited speaker, Mike Caplan. His engaging personality and candidness made it an enjoyable presentation. Thank you to Peter Pelke for inviting and arranging for Mike to present. Mike is the Fox 32 morning meteorologist and a professional photographer. He and his wife own Caplan Studios Photography. <https://caplanstudios.com>

Mike stated his first job was at Great America as the Amazing Alfredo, where he guessed people's age, weight or month of birth. He saved enough to purchase his first camera, a Minolta XG-7 film camera, and his passion for photography began. When his son was born, he purchased a digital Panasonic Lumix. He then later owned a Canon 5D Mark IV. He now shoots with a mirrorless Canon R5 and also likes using the iPhone. His wife is also a model and photographer.

Over the years he developed his skills in digital photography and along with his wife, now own Caplan Studios Photography. They are hired to take photos at weddings, senior portraits, commercial work as well as dramatic images of the natural world. Mike has taught photography at the College of Lake County and district 128 in Libertyville, where his courses on smartphone photography in particular are extremely popular. The Caplans are well-traveled and devote most of their vacation time to trips designed to build their portfolio of spectacular photos. They've recently fallen in love with Door County, Wisconsin, where their printed work may be found at Articipation Gallery in Sturgeon Bay. They have a studio space at home with artificial lighting. Mike shoots portraits, landscapes, weddings. He highly recommends Iceland for a travel tip. He felt his experience in front of the camera as a weatherman helped him on the other side of the camera. He has three rescue dogs, Isis, Ramseys and Regan.

Mr. Caplan shared over 50 photos he has taken ranging from food photography, weddings, flowers, birds, models, jewelry ads with models, landscapes, portraits, northern lights and an AI portrait of his wife.

Some of the names he mentioned were Ethical Images for photography trips and [Replica Surfaces](#) to purchase backgrounds to shoot.

He then answered members' questions:

- Speed light outdoors – what intensity? Mike said it depends on how close you are to the subject. If it's sunny, move in closer to subject. If modifier, soft box or umbrella, might use two speedlights.
- What is your time devoted to TV and photography? He said 85% is TV and 15% is photography. He recommended looking at Ben Schurk <https://shirkphotography.com> for sports photos and Mark Bryant for portraits in Missoula Montana <https://www.bryantphotographics.com>
- Tips for shooting lightening? Set up on a tripod, use a series of a couple second exposure or shoot video and get a frame grab
- Advice to less experienced photographers is to master your equipment and know the exposure triangle of ISO, shutter speed and aperture
- What mode do you use most to shoot? In sunlight, aperture, if bright, 200 or less. If using speedlights, use manual mode. For freezing action, use shutter priority.
- Mr. Caplan's favorite subject to photograph is people.
- He developed his clientele through social media and word of mouth.

*(The Future of CLCC, continued)*

### **Morning Breakfast – Everyone invited!**

Please come to the monthly Saturday casual morning breakfast meeting. The next one [was] held on Saturday, October 28 at 8:30 a.m. at Buttered Toast Restaurant, 2520 Bunker Hill Dr, Algonquin.


Next Speaker Presentation – Peter Pelke will contact Willard Clay. He spoke to the group prior to 2020.

### **Upcoming meetings**

- The November 14th meeting will be a Show and Tell and Before and After. Please either bring a flash drive or email to Rich Bickham at richbickham@comcast.net by Sunday, November 12, with three photos that you would like to share.
- The December 12 meeting will be a Competition Night.

**Your presence makes CLCC a vibrant organization!**

## **PHOTOS FROM THE OCTOBER MEETING WITH MIKE CAPLAN**




Thank you Kim Walkup and Gail Schulz for supplying these photos!





## PHOTOS FROM THE OCTOBER MEETING WITH MIKE CAPLAN





## IMAGES FROM THE OCTOBER SHOW &amp; TELL



*Kodak Duaflex Camera 8X10 7587*  
by Peter Pelke

The old Kodak has a very bright viewfinder so the final SOOC (straight out of camera) image is a view of the starry night painting through the viewfinder.



This is the setup in Peter's studio that he used to create the image.

## Tips and Snippets

*Submitted by Judy Jorgensen, CLCC President*

**PAY ATTENTION TO THE LIGHT** - the single most important part of photography

- What direction is light coming from
- Is the light soft, harsh, high in the sky or low
- In front of you - behind your subject
- Behind you - in front of your subject
- From the side - unwanted shadows, unflattering angle



NIKON D7000 + 105mm f/2.8 @ 105mm, ISO 800, 1/320, f/3.2

**TAKE YOUR TIME** - slow down - move your feet

- Are your camera settings current or left over from the evening before
- Check your shots while you still have time to redo them, reset your camera better, or move to another position
- Get higher - Get lower
- Is a rock or tree branch that you didn't notice in your shot - move
- Animals generally look best when you are eye level with them - get down



NIKON D7000 + 17-55mm f/2.8 @ 17mm, ISO 100, 0.6 seconds, f/8.0

## Let's Build a New Resource in the Newsletter

It has been suggested that the newsletter have a page that is a quick-reference for online resources to help us all with the art of photography, post-processing, etc.

If you have particular resources that you reference, please share that link with me. Include a short summary of what can be found in the link. The reference can be a video, web page, PDF, or any other format that has an online link. An example might be:

Lightroom (Classic) Tutorial for Beginners 2023 <https://youtu.be/E6QkfOnUkbI>

How to prepare your catalog of images correctly from the start to keep your images safe and find those images later

Send your contributions to me at [szjsings@mac.com](mailto:szjsings@mac.com), I will compile a list, and keep adding to the page each month.

Let's make this a valuable resource for our members! Your contributions are needed!

## CLUB MEETING CALENDAR

All meetings start at 7PM and are at the Algonquin Township Building, 3702 Northwest Hwy, Crystal Lake in **Meeting Room 2**. Enter at the back of the building.

November 14	Member Presentations Show & Tell, Before & After
December 12	Competition Show & Tell, Before & After
January 9	TBA

**Show & Tell** and **Before & After** have provided some lively, informative conversations for CLCC attendees. Great suggestions for outings and club offerings have come from these activities.

**For Show & Tell:** submit 3-4 JPG images to Rich Bickham ([richbickham@comcast.net](mailto:richbickham@comcast.net)) on the **Sunday before the meeting** date.

**For Before & After:** submit *pairs of JPG images* to Rich Bickham ([richbickham@comcast.net](mailto:richbickham@comcast.net)) on the **Sunday before the meeting** date. The pairs would include the image as it came out of the camera and the image after post-processing. Be prepared to tell (and even show) the changes that were made.

Join the  
**Crystal Lake Camera Club Group Chat**  
on FaceBook:

<https://www.facebook.com/groups/446897199179146>

## CRYSTAL LAKE CAMERA CLUB OFFICERS

See The Club Directory For Contact Information

Presidents	<u>Judy Jorgensen</u>
Secretary	<u>Kim Walkup</u>
Treasurer	<u>Gail Schulz</u>
Board Member	<u>Rich Bickham</u>

## YOUR IDEAS MATTER!

Do you have a story, images, trip, post-processing technique, event, etc. that would be good for Camera Club members to know about? Your submissions will make this newsletter valuable! Write it up, and send it to **Steven Szalaj, Newsletter Editor** at the email address in the club directory. **Please make your submission by the 22<sup>nd</sup> of the month.**

## CLCC SUPPORT PERSONNEL

Newsletter Editor	<u>Steven Szalaj</u>	Publicity	<b>OPEN</b>
Webmaster	Sandy Wittman	Competition Chairman	Rich Bickham
CACCA Delegate 1	Lance Lagoni	Competition Assistant	John Williams
CACCA Delegate 2	<b>OPEN</b>	Competition Assistant	Ernie Hagenow
Education	Peter Pelke II	Small Groups	Maureen Harris
Advisor	David Jilek	Outings	<b>Karl Gabby</b>
Advisor	Jim Pierce	Refreshments	<b>OPEN</b>
Facebook Administrator	Doug Frey	Librarian	<b>OPEN</b>
Membership	<b>OPEN</b>	Mentor Program	Paul Minkus

## HOW TO ENTER THE DECEMBER COMPETITION

- Only DPI images (JPG) will be accepted for entry (no prints until further notice).
- No more than 2 Color images and 4 Mono images per entrant.
- Maximum JPG image size is 1400 pixels wide x 1050 pixels high.
- The deadline for jpg entries is Sunday, November 26.
- Entries must be sent to Rich Bickham ([richbickham@comcast.net](mailto:richbickham@comcast.net)) by November 26.
- The judges will be emailed the images on Tuesday, November 28 and will have one week to score the images.
- The judges' scores will be submitted to Rich by Tuesday, December 5.
- Scores will be tallied and the results will be presented at the Tuesday, December 12 meeting.

## GALLERIES, STORIES, VIDEOS AND INSPIRATION ON THE WEB

(Click any bold-face heading to follow the link)

### **How to photograph the Harvest Moon**

*A detailed, step-by-step guide to getting the best image of the bright full moon. From the [BBC Sky at Night Magazine](#).*

### **iPhone 15 Pro Max vs. DSLR photos: Real-world camera comparison**

*With the iPhone 15 Pro Max, on paper, the camera is seeing one of the biggest improvements yet, with a new 5X camera replacing the 3X camera of previous generations. The new telephoto setup should be a big improvement over previous iPhones, but how does it compare to a dedicated camera? From [9to5Mac.com](#)*

### **For Annie Leibovitz, an Opportunity to Work and Build on the Past**

*After receiving a commission for new works, the photographer agreed to a show that she regards as a 'classroom' for those who want to follow in her path. "[Annie Leibovitz at Work](#)" is a show of about 300 photographs at the Crystal Bridges Museum of American Art in Bentonville, Ark. The exhibition, which runs through Jan. 29 before traveling to other museums, is unlike any Ms. Leibovitz, 74, has ever done.*

## **Enter The Illinois House District 69 Fall Photo Challenge**

Are you a nature lover, architecture fanatic, or simply enjoy taking pictures everywhere you go? If so, this challenge is for you! 69th District residents are invited to submit a photo for entry in the annual **Fall Photo Challenge** offered each autumn by State Representative Joe Sosnowski.

The annual photo challenge is a way to celebrate life and nature around northern Illinois and recognize the talents of local residents who have a passion for photography. Each year more and more people submit remarkable snapshots of what makes living and exploring here so exceptional. Representative Sosnowski enjoys sharing these photos with the community here on his website and on social media. So take out your camera and start capturing snapshots of what makes life special here in northern Illinois!

The subject of each photograph must be within McHenry County, Boone County, or Winnebago County.

**ENTRY DEADLINE IS NOVEMBER 17, 2023.**

Three winners will be chosen and receive a \$50 Visa gift card.

For questions or more information, please call the office at (815) 547-3436.

CLICK HERE to enter the **Fall Photo Challenge!** (<https://joesosnowski.org/fall-photo-challenge/>)



## Morton Arboretum Sculpture Show



**Mind Eye (2015)** by Olga Ziemska  
Locally reclaimed wood logs, metal armature Permanent Outdoor Sculpture  
RespirArt Sculpture Park, Dolomite Mountains, Italy

### Of the Earth

#### *Now Open!*

Five large-scale sculptures by Polish American artist Olga Ziemska will be created exclusively for a new exhibition at The Morton Arboretum, **Of the Earth**.

The exhibition will explore the artist's expression and philosophy that, she says, "We are nature." Ziemska said that her aim is to remind people that "everything in life is derived from the same basic elements that form everything in nature, including ourselves. There is no separation." In Polish, Ziemska means "of the earth."

The artist's work will be created from reclaimed tree branches and other natural materials gathered from various locations throughout the Arboretum's 1,700 acres. "I am giving reclaimed natural materials a new life and transforming them from nature into new forms," Ziemska said.



**Stillness in Motion (2002)** by Olga Ziemska  
Locally reclaimed willow branches, wire, metal armature  
Centre of Polish Sculpture, Chapel Gallery, Oronsco, Poland